

OUTLINE

3-PHASE

INDUCTION MOTOR

TOTALLY ENCLOSED
FAN COOLED
SQUIRREL CAGE ROTOR

FILE NO:

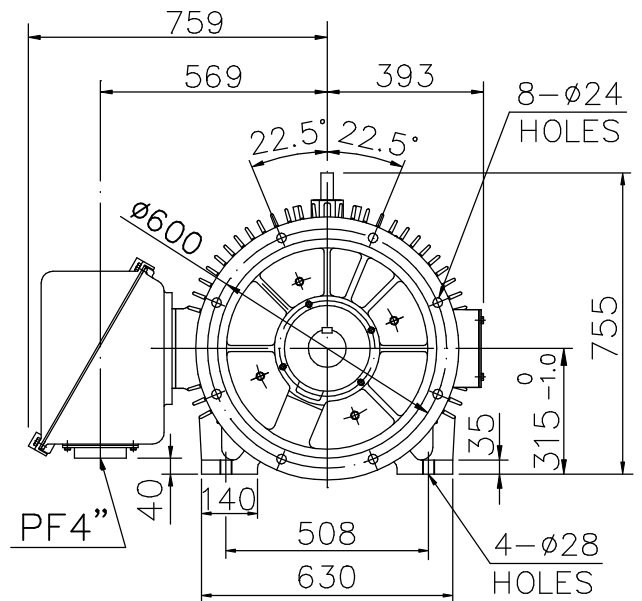
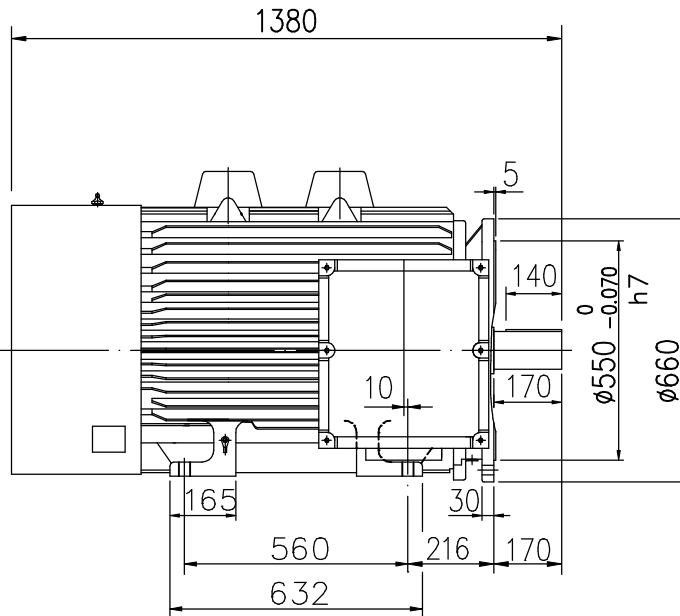
CUSTOMER:

PO. NO:

ORDER NO:

OUTPUT	POLE	SYN. SPEED	VOLT.	FREQ	INSUL.	TIME RATING	MODEL	FRAME NO.
					F	S1	FHFC-HD	315LS

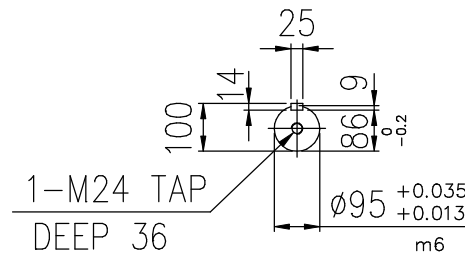
- * IE3 Efficiency
- * Direct Coupled



TOLERANCE

KEY WIDTH h9 0 to -0.052

KEY WAY N9 0 to -0.052



Note:

- 1) Approximate weight = 1670 kg
- 2) Drive end bearing: 6320
Opposite drive end bearing: 6318

HISTORY	
Δ	



		REV.
DESIGNED	F.M.SUE JAN,10,2018	00
CHECKED	L.J. LEE JAN,10,2018	
APPROVED	L.J. LEE JAN,10,2018	
DWG NO:AS-073819		
3RD ANGLE PROJECTION		
DIMENSIONS IN mm		